

LINEMISS™



Designed for professionals that require a highly productive bakery and pastry shop with nothing superfluous. The perfect combination of efficiency and simplicity in less than a square meter.

FEATURES

- Manual control
- Humidity
- 0-60 min. timer or continuous function
- On/Off indicator light

STEAM.PLUS

Instantly produces humidity inside the baking chamber for excellent results with every batch

AIR.PLUS

Bidirectional fan(s) guarantee perfect air and heat distribution within the baking chamber for uniform results at every point throughout every tray (full size models only)

DRY.PLUS

Humid air is expelled from the baking chamber to help the internal structure of the product form properly, creating a texture that remains perfect for hours




XAFT113 - Stephania



XAFT133 - Arianna



XAFT183 - Elena



XAFT193 - Rosella

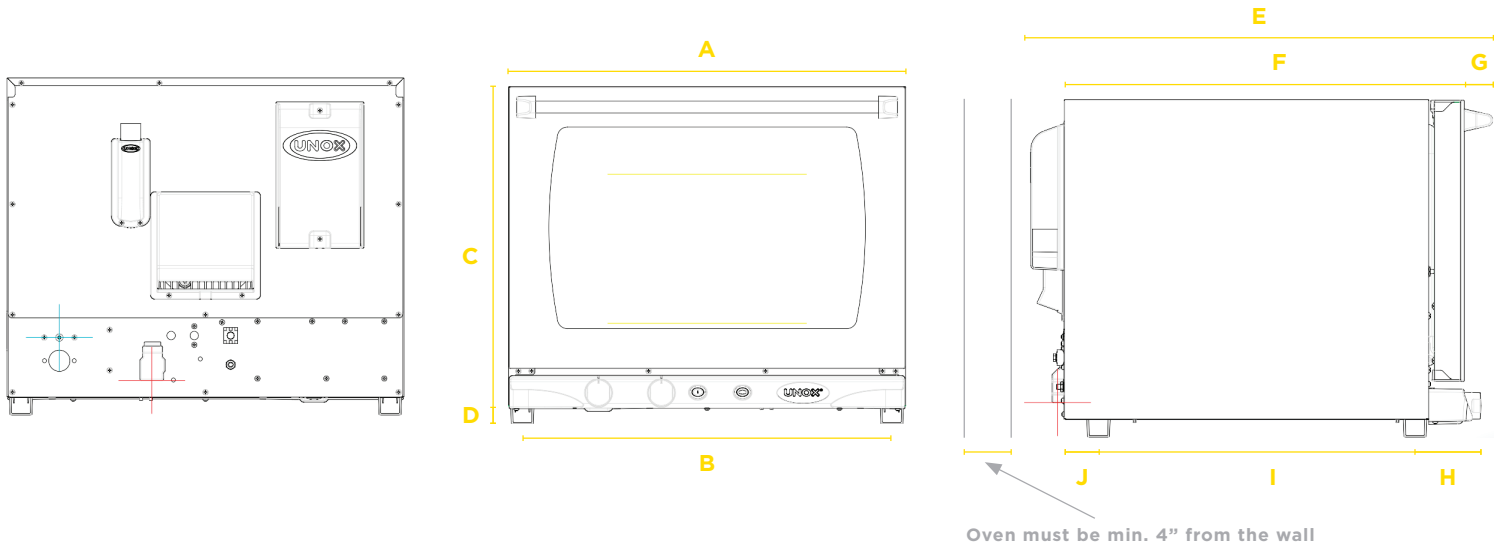
	XAFT113	XAFT133	XAFT183	XAFT193
DIMENSIONS	HALF SIZE (13" X 18")	HALF SIZE (13" X 18")	FULL SIZE (18" X 26")	FULL SIZE (18" X 26")
SHELVES*	3	4	3	4
SHELF CLEARANCE	3"	3"	3"	3"
POWER	120V, 1440W, 12A, 5-15P	208-240V, 3200W, 13A, 6-20P	208-240V, 5100W, 21A, HARDWIRE	208-240V, 5900W, 20A, HARDWIRE
FANS	1	1	1	2
TEMP. RANGE	0 - 260°C 32 - 500°F	0 - 260°C 32 - 500°F	0 - 260°C 32 - 500°F	0 - 260°C 32 - 500°F
CHAMBER DIM.	15" L X 19.5" W X 10" H	15" L X 19.5" W X 14" H	18.2" L X 27.4" W X 10" H	18.2" L X 27.4" W X 14" H
CHAMBER CAP.	1.7 CUFT	2.4 CUFT	2.9 CUFT	4.0 CUFT
EXTERIOR DIM.	27.5" L X 23.6" W X 16.9" H	27.5" L X 23.6" W X 20" H	32" L X 31.5" W X 19.8" H	32" L X 31.5" W X 23" H
NET WEIGHT	68.5 LBS	79.5 LBS	106 LBS	132.5 LBS
SHIP DIM.	29.5" L X 26" W X 18.5" H	29" L X 26" W X 21.7" H	34.6" L X 38.2" W X 23.2" H	34.6" L X 38.2" W X 26.4" H
SHIP WEIGHT	78 LBS	88 LBS	133 LBS	159 LBS

*Wire shelves included

LINEMISS™


CONSTRUCTION

- Stainless steel housing & cooking chamber
- Double pane glass door
- Insulated baking cavity for thermal efficiency and user safety




	A	B	C	D	E	F	G	H	I	J
XAFT113	23.6"	22.0"	16"	1.0"	27.5"	24.7"	1.7"	3.9"	18.8"	2.0"
XAFT133	23.6"	22.0"	19.0"	1.0"	27.5"	23.8"	1.7"	3.9"	18.8"	2.0"
XAFT183	31.5"	29.8"	15.9"	4.0"	32.2"	28.5"	1.7"	3.7"	22.0"	3.5"
XAFT193	31.5"	29.8"	19.0"	4.0"	32.2"	28.5"	1.7"	3.4"	22.0"	3.5"

ONE YEAR WARRANTY ON PARTS AND LABOR (GLASS DOOR NOT INCLUDED)



5-15P



6-20P

