




Project \_\_\_\_\_  
 AIA # \_\_\_\_\_ SIS # \_\_\_\_\_  
 Item # \_\_\_\_\_ Quantity \_\_\_\_\_ C.S.I. Section 114000



## LXeR advansys HIGH TEMPERATURE Undercounter



### STANDARD FEATURES

- + Racks per hour – Light 30 / Normal 24 / Heavy 13
- + .62 US gallons (2.3 L) of water per rack
- + Accommodates optional second level rack kit
- + Steam elimination and energy recovery
- + NSF certified pot and pan cycle on heavy cycle
- + Low chemical alert indicators
- + Chemical pump “auto prime”
- + Sense-A-Temp booster heater capable of 70°(39°C) rise
- + Advanced service diagnostics
- + Custom cycle selection – light, normal, heavy
- + Automatic delime cycle with notification – includes booster deliming
- + Deep drawn stainless steel tank
- + Top-mounted digital controls with status indicators
- + Revolving upper and lower anti-clogging interchangeable wash arms
- + Snap-in revolving upper and lower rinse interchangeable arms
- + Removable stainless steel scrap screen
- + Corrosion resistant pump
- + Energy saver mode
- + Automatic pumped drain
- + 17" (432 mm) door opening
- + Dirty water indicator
- + Automatic fill
- + Detergent, rinse aid and delime pumps standard
- + Electric tank heat
- + Auto clean cycle washes down inside of machine at shutdown
- + Two dishracks – one peg and one combination rack



### SPECIFIER STATEMENT

Specified unit will be a NSF rated high temperature Advansys™ ventless undercounter dishwasher operating on a cold water supply only with steam elimination and energy recovery. Features second level racking capability with optional second level rack kit, a 17" (432 mm) door opening, snap-in revolving upper and lower rinse arms, three selectable 120, 146 and 275 second cycle times, .62 US gallons (2.3 L) per rack, LED temp and operator display, service diagnostics, NSF certified pot and pan mode, rinse aid and detergent pumps, auto delime. Constructed of stainless steel.

**1 year parts and labor warranty.**

### OPTIONS & ACCESSORIES (Available at extra cost)

- Second level rack kit
- Door lock (prevents door from opening until completion of cycle)
- Power cord kits
- 6" (152 mm) stainless steel base and legs
- 17" (432 mm) stainless steel stand with rack storage
- External low height caster kit
- Internal caster kit (3"/76 mm)
- DWT-LXe drain water tempering kit – to comply with plumbing codes
- Water hammer arrestor kit
- Splash reduction panel
- Optional trim strip
- Pressure regulator valve

LXe SERIES – LXeR advansys HIGH TEMPERATURE

Approved by \_\_\_\_\_ Date \_\_\_\_\_ Approved by \_\_\_\_\_ Date \_\_\_\_\_



# LXer advansys HIGH TEMPERATURE Undercounter

## LEGEND

Electrical Connections	
E1	Electrical connection: 1-3/8" (35 mm) dia. hole for 1" (25.4 mm) trade size conduit; 4-5/8" (117 mm) AFF.
Plumbing Connections	
P1	Single fill and rinse connection: 3/4" (19mm) female garden hose fitting on 6' (1.83 M) long hose supplied with machine; 55-80°F/13-27°C (cold) recommended for LXer.
P2	Drain connection: 5/8" (16 mm) barb fitting with 6' (1.83 M) long hose supplied with machine.

**WARNING:** Plumbing and electrical connections should be made by qualified personnel who will observe all the applicable plumbing, sanitary, safety codes and National Electrical Code.

Required flowing pressure to the dish machine is 15-65 PSIG (103-448 kPa). If pressures higher than 65 PSIG (448 kPa) are present, a pressure regulating valve must be installed in the water line to the dish machine (by others).

Pressure gauge not required on pumped rinse machines.

Miscellaneous Notes: Backflow prevention provided by NSF-approved air gap device.

Heat Output, BTU/Hour	
Latent	Sensible
1,100	2,000

## (E1) STANDARD ELECTRICAL OPTIONS

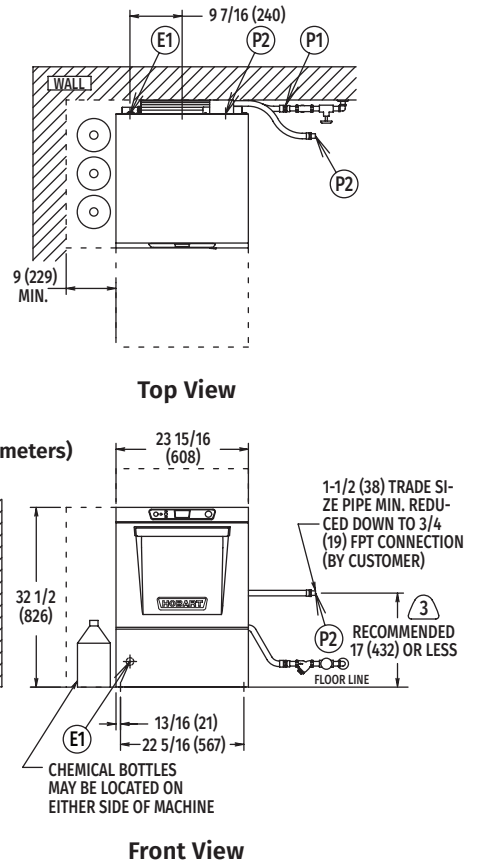
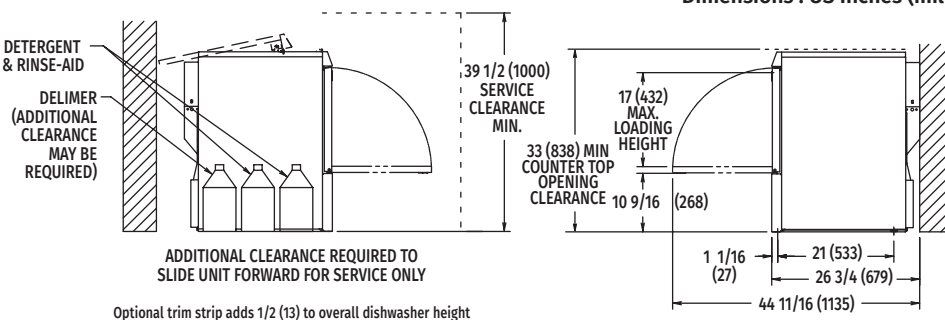
Tank Heat, Booster, Pump & Controls			
Voltage	Rated Amps	Minimum Supply Circuit Ampacity	Maximum Protective Device
208-240/60/1	30.5	40	40
120/208-240(3W)60/1*	30.5	40	40
208-240/60/3	23.9	30	30
220-240/50/1	30.5	40	40

NOTE: For supply connections, use copper wire only rated at 90°C minimum.

\*This system requires three power wires which includes a current carrying neutral, an additional fourth wire must be provided for machine ground.

Accessory cord kit available for all models.

Dish machine not provided with internal GFCI protection.



## SPECIFICATIONS

### Capacities

Cycle Time (seconds) . . . . . Light 120 / Normal 146 / Heavy 275  
Racks per Hour . . . . . Light 30 / Normal 24 / Heavy 13  
Tank Capacity – US Gallons (L) . . . . . 2.9 (11)

### Motor Horsepower (kW)

Wash . . . . . 0.85 (0.634)  
Rinse . . . . . 0.19 (0.142)

### Water Consumption

U.S. Gallons (L) per Rack (maximum use) . . . . . 0.62 (2.3)  
U.S. Gallons (L) per Hour (maximum use) . . . . . 14.88 (56)  
Peak Drain Flow – U.S. Gallons (L)/minute . . . . . 4.0 (15)

### Temperatures °F (°C)

Wash . . . . . 150 (65.5)  
Rinse . . . . . 180 (82)  
Incoming Water Temperature (minimum recommended) . . . . . 55-80 (13-27)

### Heating

Tank Heat, electric (kW) . . . . . 1.8  
Electric Booster (kW) . . . . . 4.9

### Standard 20" x 20" (508 x 508) Rack Complement

Flat . . . . . 1  
Peg . . . . . 1

Shipping Weight (approximate) . . . . . 185 lbs. (84 kg)

Crated Dimensions . . . . . 28"W x 30"L x 37"H (711 x 762 x 940 mm)

MODEL:  
LXer  
00-947872  
REV C

Left Side View

Right Side View

Front View

As continued product improvement is a policy of Hobart, specifications are subject to change without notice.

