



SF Bins


ICE STORAGE BIN SERIES



SF Bins
03/19/21
Item # 13163


Item #: _____
 Project: _____
 Qty: _____
 AIA#: _____

SF - Stainless Steel Finish



Intertek

Features

- ▶ Protected by H-GUARD Plus Antimicrobial Agent 
- ▶ Polyethylene bin liner for sanitary storage
- ▶ Sturdy construction for side-by-side or stacked ice machine installation

- Ice storage capacity from 250 lbs. up to 900 lbs.
- Both surfaces are designed for easy cleaning
- Long lasting attractive appearance
- Foamed-in-place polyurethane insulation, in all bin walls and bottom, provides dependable ice storage
- H-GUARD Plus Antimicrobial adds extra protection to the ice scoop (included)

SF - Stainless Steel Finish

BD Bins

- Fit 24" - 24 1/2" deep ice machine without top kit extension

Warranty:

2 Year Parts & Labor (Production prior to January 2012)
 3 Year Parts & Labor (Production January 2012 and after)
 Valid in United States, Canada, Puerto Rico and U.S. Territories. Contact factory for warranty in other countries.

Model Number	Exterior Dimensions W x D x H*	Interior Dimensions W x D x H	Application Storage Capacity †	Cubic Volume	Shipping Dimensions L x W x H	Shipping Weight (lbs.)
B-250SF	30" x 32.3" x 33.4"	27" x 27.7" x 23.7"	250 lbs.	10.30 ft ³	35" x 32" x 32"	—
B-300SF	22" x 32.3" x 46"	19" x 27.7" x 37.6"	300 lbs.	11.51 ft ³	35" x 24" x 45"	125
BD-300SF	22" x 32.3" x 46"	19" x 27.7" x 37.6"	300 lbs.	11.51 ft ³	35" x 24" x 45"	130
B-500SF	30" x 32.3" x 46"	27" x 27.7" x 37.6"	500 lbs.	16.33 ft ³	35" x 32" x 45"	140
BD-500SF	30" x 32.3" x 46"	27" x 27.7" x 37.6"	500 lbs.	16.33 ft ³	35" x 32" x 45"	140
B-700SF	44" x 32.3" x 46"	41" x 27.7" x 37.6"	700 lbs.	24.77 ft ³	46" x 35" x 45"	175
B-800SF	48" x 32.3" x 46"	45" x 27.7" x 37.6"	800 lbs.	26.90 ft ³	50.25" x 35" x 45"	185
B-900SF	52" x 32.3" x 46"	49" x 27.7" x 37.6"	900 lbs.	29.59 ft ³	54.5" x 35" x 45"	195

*Height includes 6" legs

† Capacity based on volume x 30 lb/ft³ average density of ice.

Hoshizaki reserves the right to change specifications without notice.



SF Bins

ICE STORAGE BIN SERIES



SF Bins
03/19/21
Item # 13163

Ice Machine Model Application

	22" Width	22" Width	30" Width	30" Width	44" Width	44" Width	48" Width
	KM-350M KM-520M KM-660M F-450M F-801M F-1002M	KMD-410M† KMS-822M FD-650M-C† FD-1002M-C	KM-901M KM-1340M KM-1601M KML Series F-1501M F-2001	KMD-460M‡ KMD-530M‡ KMD-860M‡ KMS-1402M* KMS-2000M*	2 KM-350M 2 KM-520M 2 KM-660M IM-500S 2 F-450M 2 F-801M 2 F-1002M	2 KMD-410M 2 FD-650M-C 2 FD-1002M-C	KM-1301S KM-1400S KM-1601S KM-1900S KM-2200S KM-2600S
Bins B-300SF DB-130H	— <i>(DB-130H - KMD only)</i>	NEED HS-5424 HS-2153 <i>(KMD-410 on B-300 only)</i>	N/A	N/A	N/A	N/A	N/A
Bins B-250SF B-500SF	NEED HS-2033	NEED HS-2033 & HS-2129	—	NEED HS-2129	N/A	N/A	N/A
Bins B-700SF	NEED HS-2035	NEED HS-2035 & HS-2130	NEED HS-2034	NEED HS-2130 & HS-2034	—	NEED HS-2130 <i>(KMD-410 does not apply)</i>	N/A
Bins B-800SF	NEED HS-2035 & HS-2032	NEED HS-2035, HS-2032 & HS-2131	NEED HS-2034 & HS-2032	NEED HS-2131, HS-2034 & 2032	NEED HS-2032	NEED HS-2032 & HS-2131	—
Bins B-900SF	NEED HS-2035 & HS-2033	NEED HS-2035, HS-2033 & HS-2132	NEED HS-2035	NEED HS-2132 & HS-2035	NEED HS-2033	NEED HS-2033 & HS-2132	NEED HS-2032
Bins DB-200H DM-200B	NEED HS-2036 <i>(KM units only)</i>	N/A	— <i>(KML only)</i>	N/A	N/A	N/A	N/A

— No top kit necessary | N/A Combination of ice maker and bin is not possible

BD Bins fit 24" - 24 1/2" deep ice machine without Top Kit extension.

† **BD-300SF:** KMD-410M, KMS-822M, FD-650M-C, FD-1002M-C

‡ **BD-500SF:** KMD-460M, KMD-530, KMD-860

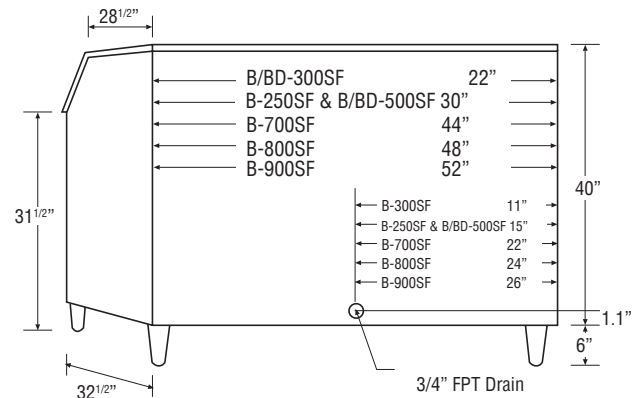
* Any KMS or FD on bin need Top Kit Extension:

- HS-2129 - for use with B-500 bins
- HS-2130 - for use with B-700 bins
- HS-2131 - for use with B-800 bins
- HS-2132 - for use with B-900 bins

Top Kits:

- HS-2032 - 4" ABS Top Kit
- HS-2033 - 8" ABS Top Kit
- HS-2034 - 14" ABS Top Kit
- HS-2035 - 22" ABS Top Kit
- HS-2036 - (2) 4" ABS Top Kits
- HS-2066 - Seismic Kit for SD 500 Stands
- HS-2071 - Anchored Leg Kit SD 500 Stands
- HS-2111 - 11.3" x 26.2" Stainless Cover/Separator
- HS-2148 - 30" x 3.1" Stainless Cover
- HS-2153 - KMD-410 on B-300 bin
- HS-2160 - 2 KM-901M

B-250SF



Ice Drop Area



B Bins



BD Bins



Bin Flanged Legs:
B/BD-300SF



Bin Legs:
B-250SF, B/BD-500SF
B-700SF, B-800SF
B-900SF